



**Polar Bear
Windows**
Doors & Conservatories



**Shire
QuickBase**

Extend your home

Conservatories, extensions and garden rooms

Enjoy extra living space

Moving house can be stressful and filled with uncertainties and that is why lots of people choose to extend their home when they need extra space.

Adding more space to your home can make a huge difference to your day to day life and to the value of your property. Whether you have outgrown your current home or your needs have changed; QuickBase provides foundations for a variety of solutions.

Providing extra peace of mind for challenging sites. QuickBase is ideal, where you have difficult ground conditions or poor access.

Book a free home appointment to allow us to survey your property and see if Quickbase is suitable.



Garden room



Single storey extension



SIPS panels



Conservatories / Orangeries

Create your dream home



Proudly working with:



☎ 0117 327 0127
🌐 polarbearwindows.co.uk
@ sales@pbwl.co.uk
#polarbearwindowsltd
📍 Polar Bear Windows Ltd.
Jarretts Garden Centre,
The Park, Willsbridge,
Bristol, BS30 6EE

Modular system is based on helical screw piles

QuickBase

Foundations are the most important part of any building. Often more time is spent considering the type of floor tiles than the buildings foundations.

Foundations are often specified as a standard design 'to be confirmed on site'. This can lead to insufficient foundations being constructed. It is essential that adequate thought is given to the depth and foundations type before work starts on site.

QuickBase is fully compliant with Building Regulations and designed to meet Local Building Control specifications.

QuickBase features deep piled foundations that can be taken down to depths below the zone of influence of any tree roots or even further to 20m in soft soils to find 'good ground'.

QuickBase has also been designed to be installed in areas where parking & access is restricted. Foundations are installed efficiently to reduce the cost of the overall build.



The pile system for ultimate peace of mind



Efficient installation, 15m² in 1 day



No need for large concrete foundations

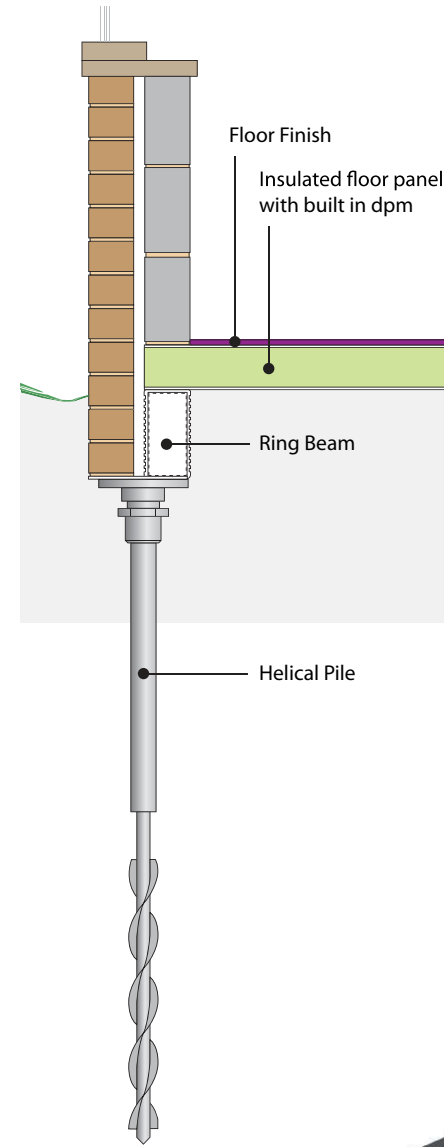


Reduces site excavation



Minimises waste for landfill

Every strong build starts with great foundations, Quickbase can be built quickly, durable and is tailored around your needs.



The modular system is based on helical screw piles, which support lightweight, part-recycled plastic ground beams connected via a series of push-fit joints to form a frame. The ground beam is then filled with a specially formulated non-shrink grout to give a high strength composite beam. The frame carries the load of the building through the piles to suitable bearing strata, uniquely removing the need for mass concrete foundations. It is then fitted with a pre-manufactured damp proof floor slab onto which the inner wall of the conservatory or extension is built.

The QuickBase system doesn't require wet trade finishing, so labour costs are cheaper and build time is faster. The foundations can be installed with up to 15m² in a day.


Unlike traditional foundations, QuickBase is ideal for less than perfect ground. The piles are generally driven to 4m depth (deeper if required), guaranteeing suitable load-bearing strata, and avoiding troublesome tree roots.

QuickBase is fully compliant with Building Regulations and designed to meet Local Building Control specifications.


Pads are fixed to the screw which create a platform to put the base on to form a strong, durable structure.



Installation of foundations




Helical screw piles are driven to the required depth to create a secure base.




Lightweight, partly-recycled, plastic push-fit beams can be joined together to form the framework that sits on top of the load-bearing piles.



A pre-manufactured lightweight floor slab (Includes both insulation and a damp-proof membrane) can now be laid on top of the framework.



When the floor slab is in place, the walls of the building can be built - with the inner wall laid on the slab and the outer wall on the ground beam.



Glazing can be installed and the building completed in a fraction of the time taken using conventional foundation methods.

Foundations can be set in 1 day

To start your Polar Bear Windows journey call 0117 327 0127 email sales@pbwl.co.uk